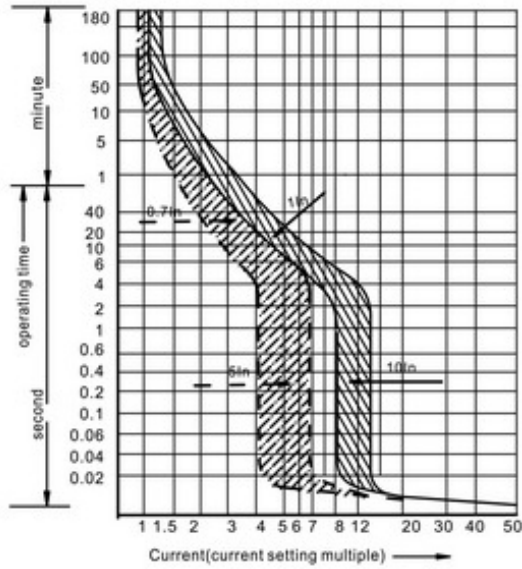


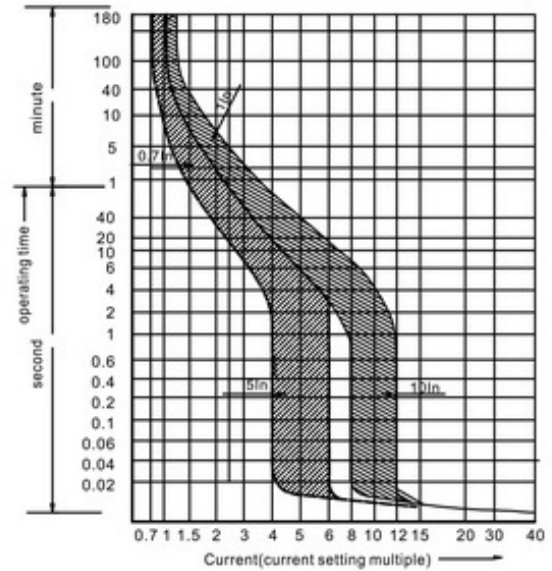
Thermal Adjustable Magnetic adjustable Circuit Breakers (TAMA)																		
Model		DAM1-250		DAM1-630(400)		DAM1-800		DAM1-1600										
Breaking Capacity Code		N	S	H	G	N	S	H	G	N	S	H	G	S	H	G		
Rated Current of Frame size- Inm	(A)	250A				400A				800A				1600A				
Rated Current-In(40,50 or 55°C)	(A)	125 - 160(180) - 200(225) - 250 - 320A				250 - 315 (350) - 400 - 500 - 630A				400 - 500 - 630 (700) - 800 - 1000A				800 - 1000 - 1250 - 1600A				
Rated Insulation Voltage -Ui(a.c.) 50-60Hz	(V)	750V				750V				750V				750V				
Rated operation Voltage -Ue(a.c.) 50-60Hz	(V)	400/415V				400/415V				400/415V				400V				
Number of Pole		3P				3P /4P				3P				3P				
Rated ultimate short Circuit breaking Capacity kA Icu AC400V/50Hz O-CO	(KA)	35	50	65	85	35	50	70	85	35	50	70	85	65	85	100		
Rated service short Circuit breaking Capacity kA Ics AC400V/50Hz O-CO-CO	(KA)	26.25	37.5	48.75	51	26.25	37.5	52.5	52.5	35	37.5	52.5	52.5	50	50	50		
Rated short-circuit breaking capacity Icm(peak)/cos φ AC400V/50HZ O-CO	(KA)	77/0.25	114/0.25	143/0.2	178/0.2	70/0.25	110/0.25	154/0.2	187/0.2	77/0.25	100/0.25	154/0.2	187/0.2	105/0.25	143/0.2	220/0.2		
Rated impulse withstand Voltage -Uimp	(V)	8000				8000				8000				8000				
Dielectric Property (V)		3000				3000				3000				3000				
Ionization distance	(mm)	≤30/0※				≤60/0※				≤80/0※				≤80/0※				
Endurance	Total Cycles	8000				5000				5000				3000				
	Electrical Life	1000				1000				1000				500				
	Mechanical Life	7000				4000				4000				2500				
Over Current trip	Thermal release adjustable	Min:0.7In -Max:1In				Min:0.7In -Max:1In				Min:0.7In -Max:1In				Min:0.7In -Max:1In				
	Magnetic release adjustable	5In-10In				5In-10In				5In-10In				5In-10In				
Category (EN 60947-2/ IEC 60947-2)	Main circuit	A/B				A/B				A/B				A/B				
	Auxiliary circuit	AC-15				AC-15				AC-15				AC-15				
Under Voltage Release		✓				✓				✓				✓				
Shunt Release		✓				✓				✓				✓				
Auxiliary Contact		✓				✓				✓				✓				
Alarm Contact		✓				✓				✓				✓				
Auxiliary Contact and Alarm Contact		✓				✓				✓				✓				
Handle Operation Mechanism		✓				✓				✓				✓				
Electrical Operation Mechanism		✓				✓				✓				✓				
DIN clips		-				-				-				-				
Terminal cover		✓				✓				✓				✓				
Phase separator		✓				✓				✓				✓				
Extention Handle		✓				✓				✓				✓				
Outline dimensions	W (mm)	3P	105				140				210				210			
		4P	-				184				-				-			
	L (mm)	3P	212.5				255				268				392			
		4P	-				255				-				-			
H (mm)	3P	103.5				103.5				103.5				138.5				
	4P	-				103.5				-				-				
Weight	Fixed version 3P/4P	2.7/3.5	41.5/5.5				5.1/7.1	9.6/12.5				17.2/22.2						
	Plug-in version 3P/4P	3.2/4.2	4.6/6				6.5/8.5	-				-						
	Draw out version 3P/4P	3.6/4.6	5/6.4				6.5/8.7	12.2/15.3				22/30.1						

Characteristic curve for TAMA

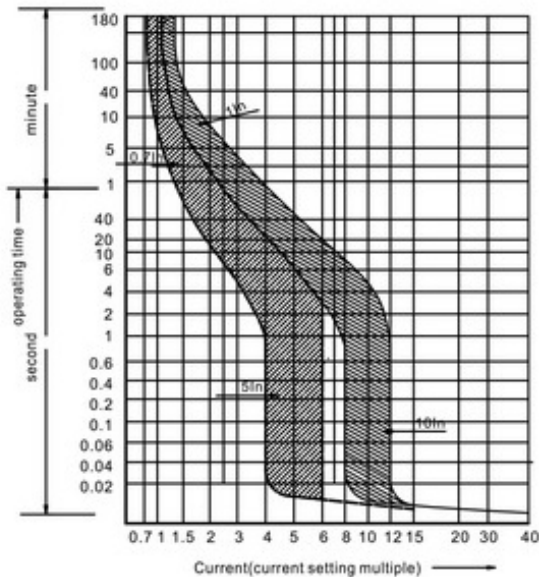
DAM1-250 TAMA



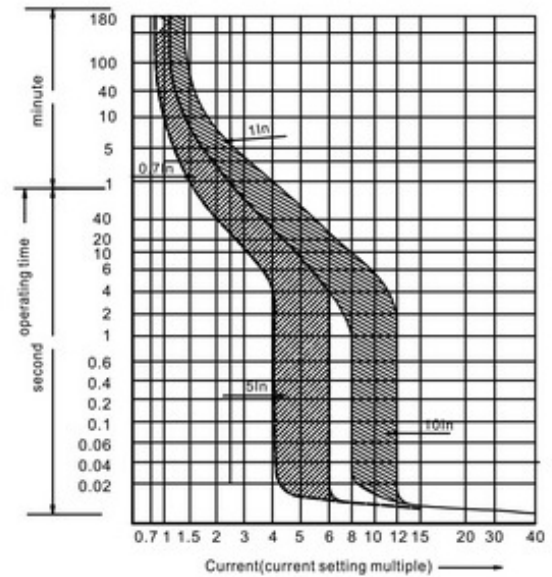
DAM1-400/630 TAMA



DAM1-800/1000 TAMA

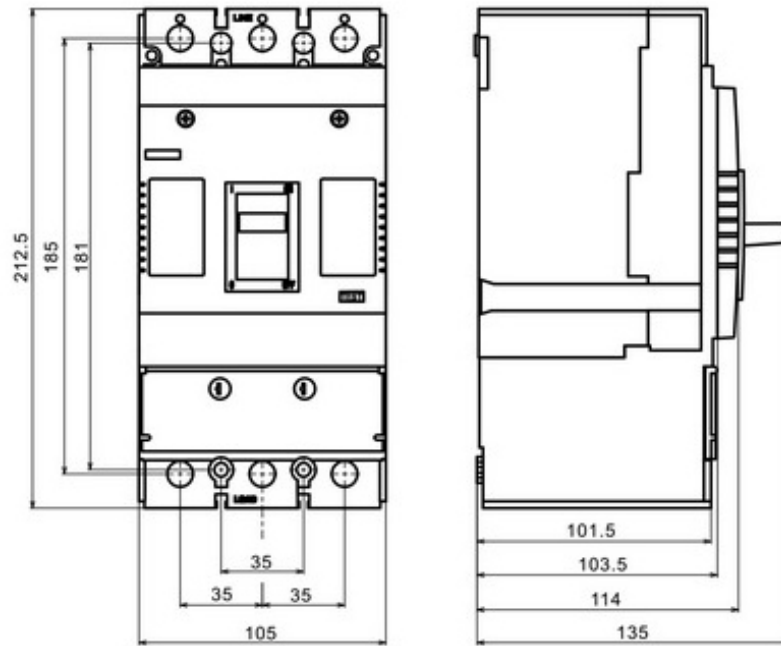


DAM1-1600 TAMA

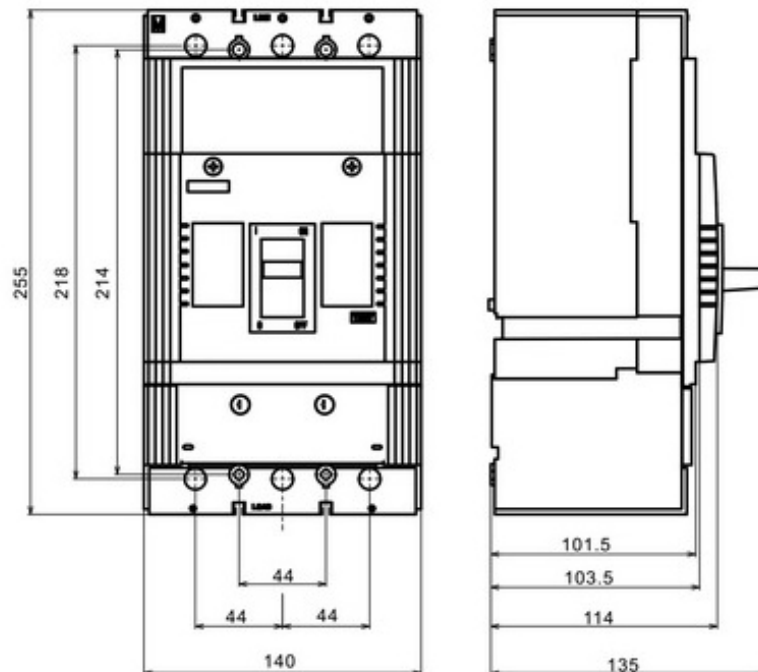


Outline dimension for thermal-magnetic adjustable MCCB

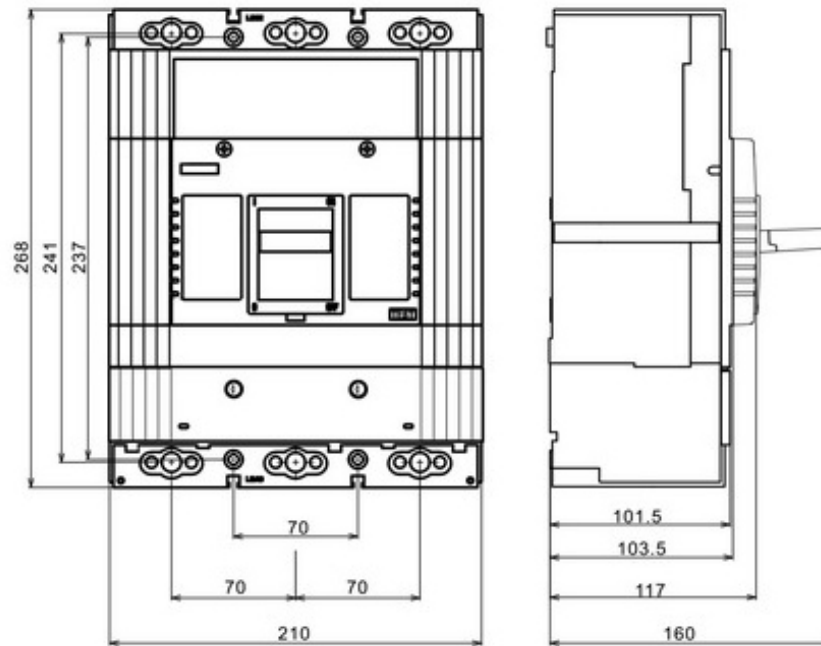
DAM1-250



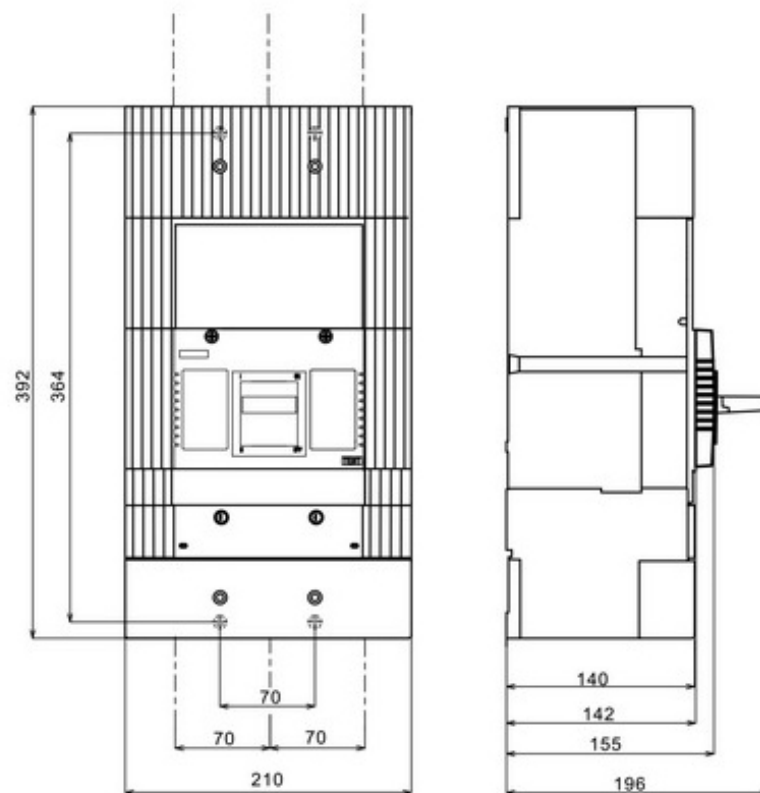
DAM1-630



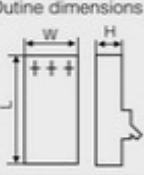


DAM1-800



DAM1-1600



Thermal-Magnetic Circuit Breakers					
		DAM1-160		DAM1-200	
Model		B		N	
Breaking Capacity Code		B		N	
Rated Current of Frame size-Inm (A)		160A		200A	
Rated Current-In(40,50 or 55°C)		10 - 12,5 - 16 - 20 - 25 - 32 - 40 - 50 - 63 - 80 - 100 - 125-160A		10 - 12,5 - 16 - 20 - 25 - 32 - 40 - 50 - 63 - 80 - 100 - 125-160(200)A	
Rated Insulation Voltage -Ui(a.c.) 50-60Hz (V)		500V		750V	
Rated operation Voltage -Ue(a.c.) 50-60Hz (V)		230V		400V	
Number of Pole		1P		2P	
Rated ultimate short Circuit breaking Capacity kA Icu AC400V/50Hz O-CO (KA)		25		36	
Rated service short Circuit breaking Capacity kA Ics AC400V/50Hz O-CO-CO (KA)		18.75		27	
Rated short-circuit breaking capacity Icm(peak)/cos φ AC400V/50HZ O-CO (KA)		40/0.3		135/0.25	
Rated impulse withstand Voltage -Uimp (V)		10000		10000	
Dielectric Property (V)		2500		2500	
Ionization distance (mm)		≤30/0		≤30/0	
Endurance	Total Cycles	20000		15000	
	Electrical Life	3000		2500	
	Mechanical Life	17000		12500	
Over Current trip	Thermal release adjustable	-		-	
	Magnetic release adjustable (5In- 10In)	-		-	
	Thermal and Magnetic release fix type	√		√	
(EN 60947-2/ IEC 60947-2)	Main circuit	A/0		A/0	
	Auxiliary circuit	AC-15		AC-15	
Under Voltage Release		-		√	
Shunt Release		-		√	
Auxiliary Contact		-		-	
Alarm Contact		-		-	
Auxiliary Contact and Alarm Contact		-		-	
Handle Operation Mechanism		-		-	
Electrical Operastion Mechanism		-		-	
DIN clips		√		√	
Terminal cover		-		-	
Phase seperator		-		√	
Extention Handle		-		-	
Outline dimensions 	W (mm)	3P	30		
		4P	-		
	L (mm)	3P	120		
		4P	-		
H (mm)	3P	70			
	4P	-			
Weight	Fixed version 3P/4P	0.92/1.3		0.92/1.3	
	Plug-in version 3P/4P	-		-	
	Draw out version 3P/4P	-		-	



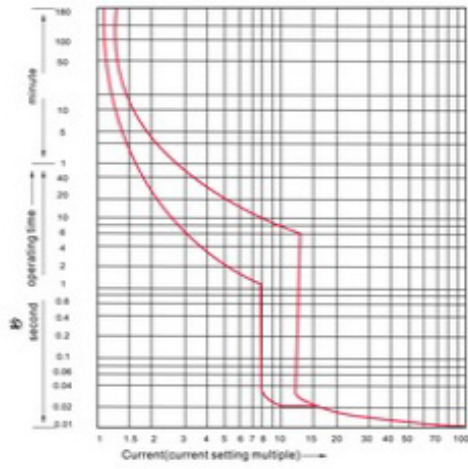
DAM1-125			DAM1-160			DAM1-250			
B	N	S	B	N	S	N	S	H	G
125A			160A			250A			
10 - 12.5 - 16 - 20 - 25 - 32(30) - 40 - 50 - 63(60) - 80 - 100 - 125A			10 - 12.5 - 16 - 20 - 25 - 32 - 40 - 50 - 63 - 80 - 100 - 125 - 160(150)A			63 - 80 - 100 - 125 - 160(180) - 200(225) - 250(320)A			
750V			750V			750V			
400V			400/415V			400/415V			
3P / 4P			3P / 4P			3P / 4P			
25	35	50	25	35	50	35	50	65	85
12.5	17.5	37.5	12.5	26.25	37.5	26.25	37.5	48.75	51
40/0.3	73.5/0.25	105/0.25	41/0.3	73.5/0.25	110/0.25	77/0.25	114/0.25	143/0.2	178/0.2
10000			8000			8000			
2500			3000			3000			
≤30/0			≤30/0			≤30/0*			
8000			8000			8000			
1000			1000			1000			
7000			7000			7000			
-			Min:0.7In -Max:1In			Min:0.7In -Max:1In			
-			-			-			
✓			✓			✓			
A/0			A/0			A/B			
AC-15			AC-15			AC-15			
✓			✓			✓			
✓			✓			✓			
✓			✓			✓			
✓			✓			✓			
✓			✓			✓			
✓			✓			✓			
✓			✓			✓			
✓			✓			-			
✓			✓			✓			
✓			✓			✓			
-			-			-			
76			90			105			
101			120			140			
120			120			170			
120			120			170			
70			70			103.5			
70			70			103.5			
0.92/1.3			1.2/1.6			2.7/3.5		41.5/5.5	
1.2/1.5			1.4/1.8			3.2/4.2		4.6/6	
-			-			3.6/4.6		5/6.4	



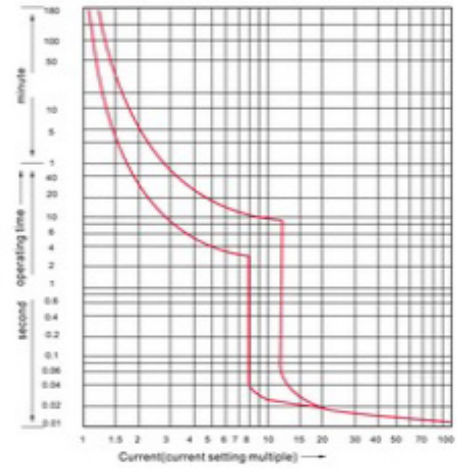
DAM1-630(400)				DAM1-800				DAM1-1600		
N	S	H	G	N	S	H	G	S	H	G
400A				800A				1600A		
250 - 315 (350) - 400 - 500 - 630A				400 - 500 - 630 (700) - 800 - 1000A				800 - 1000 - 1250 - 1600A		
750V				750V				750V		
400/415V				400/415V				400V		
3P /4P				3P /4P				3P / 4P		
35	50	70	85	35	50	70	85	65	85	100
26.25	37.5	52.5	52.5	35	37.5	52.5	52.5	50	50	50
70/0.25	110/0.25	154/0.2	187/0.2	77/0.25	100/0.25	154/0.2	187/0.2	105/0.25	143/0.2	220/0.2
8000				8000				8000		
3000				3000				3000		
≤60/0*				≤80/0*				≤80/0*		
5000				5000				3000		
1000				1000				500		
4000				4000				2500		
Min:0,7 In -Max:1In				Min:0,7 In -Max:1In				Min:0,7 In -Max:1In		
-				-				-		
✓				✓				✓		
A/B				A/B				A/B		
AC-15				AC-15				AC-15		
✓				✓				✓		
✓				✓				✓		
✓				✓				✓		
✓				✓				✓		
✓				✓				✓		
✓				✓				✓		
✓				✓				✓		
-				-				-		
✓				✓				✓		
✓				✓				✓		
✓				✓				✓		
140				210				210		
184				280				280		
255				268				406		
255				268				406		
103.5				103.5				138.5		
103.5				103.5				138.5		
5.1/7.1				9.6/12.5				17.2/22.2		
6.5/8.5				-				-		
6.5/8.7				12.2/15.3				22/30.1		

Protective Curve

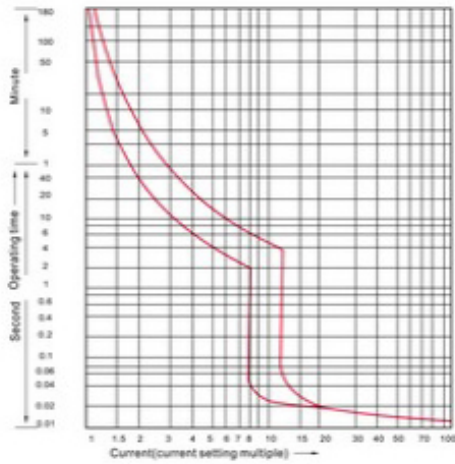
DAM1-160/1P
DAM1-125



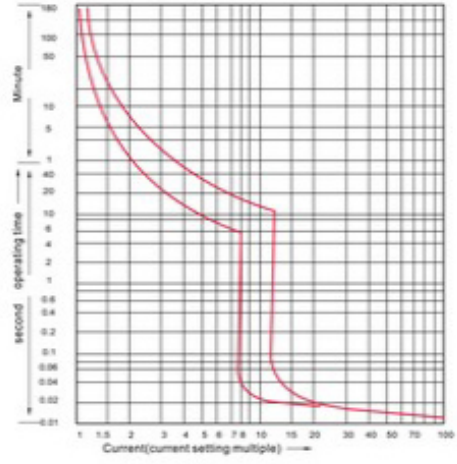
DAM1-200/2P DAM1-160



DAM1-250



DAM1-630(400)



DAM1-800

